



Acrylic painting basics - **Apple**

Aasaaska rinjiyeynta akril - Apple

Choose a colour scheme before you begin. Mix up your four steps of paint before you start. You might want to paint on top of the pictures at the bottom of the page first.

Dooro nidaamka midabka ka hor intaadan bilaabin Isku qas afarta tallaabo ee rinjiga ka hor intaadan bilaabin. Waxaa laga yaabaa inaad rabto inaad marka hore ku sawirto dusha sare ee sawirada hoose ee bogga.

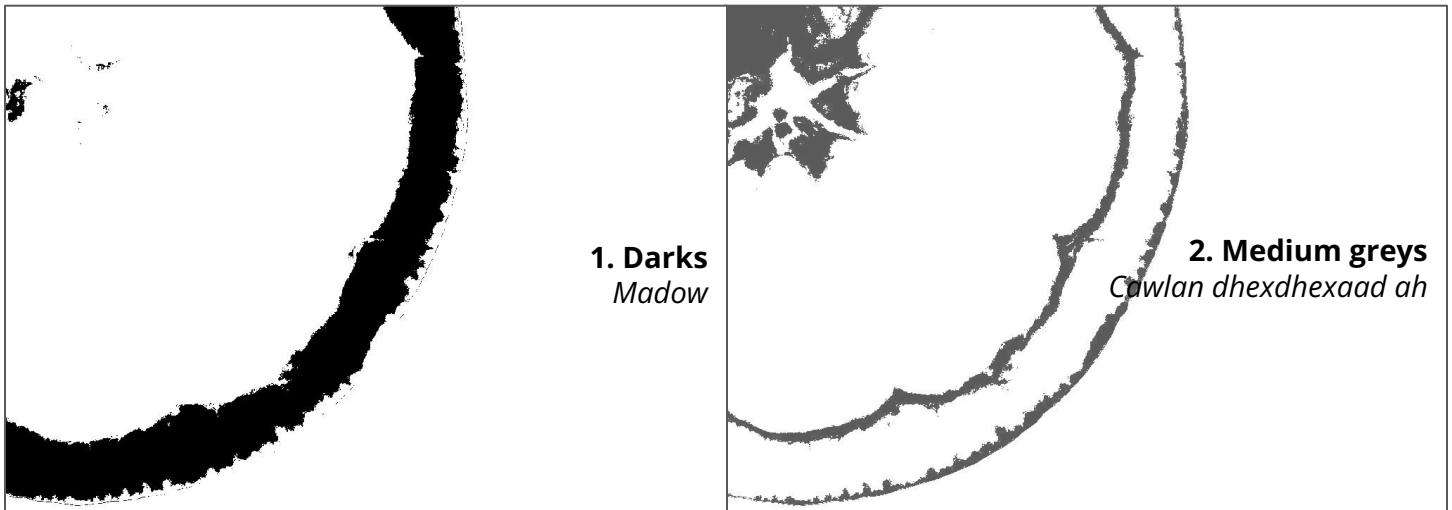


Acrylic painting basics - Orange

Aasaaska rinjiyeynta akril - Orange

Choose a colour scheme before you begin. Mix up your four steps of paint before you start. You might want to paint on top of the pictures at the bottom of the page first.

Dooro nidaamka midabka ka hor intaadan bilaabin Isku qas afarta tallaabo ee rinjiga ka hor intaadan bilaabin. Waxaa laga yaabaa inaad rabto inaad marka hore ku sawirto dusha sare ee sawirada hoose ee bogga.






Acrylic painting basics - Flower

Aasaaska rinjiyeynta akril - Ubox

Choose a colour scheme before you begin. Mix up your four steps of paint before you start. You might want to paint on top of the pictures at the bottom of the page first.

Dooro nidaamka midabka ka hor intaadan bilaabin Isku qas afarta tallaabo ee rinjiga ka hor intaadan bilaabin. Waxaa laga yaabaa inaad rabto inaad marka hore ku sawirto dusha sare ee sawirada hoose ee bogga.



Acrylic painting basics - Vermeer

Aasaaska rinjiyeynta akril - Vermeer

Choose a colour scheme before you begin. Mix up your four steps of paint before you start. You might want to paint on top of the pictures at the bottom of the page first.

Dooro nidaamka midabka ka hor intaadan bilaabin Isku qas afarta tallaabo ee rinjiga ka hor intaadan bilaabin. Waxaa laga yaabaa inaad rabto inaad marka hore ku sawirto dusha sare ee sawirada hoose ee bogga.

